

Type 2JQ / 3JQ

Quick Acting Fuse Series

HF  2JQ/3JQ Series, 5x15mm Glass Tube Quick Acting Fuse RoHS 6 Compliant

Description

5x15mm Quick Acting, glass tube body cartridge fuse designed, approved and complied with UL and CSA standard 248-14.

Features


- Meet UL and CSA standard 248-14
- Wide operating temperature range
- Bulk and Tape & Reel packing available
- RoHS 6 compliant
- Halogen Free
- Leadfree

Applications



Provide individual protection for components or internal circuits.

- Power supplies
- Battery charger
- Monitor
- Adapter

LEAD FREE = 
HALOGEN FREE = 






Physical Specifications

| | |
|-----------|--|
| Materials | Body : Glass |
| | Cap : Nickel Plated Brass Caps |
| | Leads : Matte Tin Plated Copper |
| Marking | On Fuse : |
| | "bel", "JQ", "Current Rating", "Voltage Rating", "Appropriate Safety Logos", "✓"(RoHS 6 compliant) |
| | On Label : |
| | "bel", "2JQ" or "3JQ", "Current Rating", "Voltage Rating", "Interrupting Rating", " Appropriate Safety Logos" and "  ", "  "(China RoHS compliant). |

Electrical Characteristics (UL / CSA STD.248-14)

| Testing Current | Blow Time | |
|-----------------|-----------|---------|
| | Minimum | Maximum |
| 100% | 4 hrs. | N/A |
| 135% | N/A | 1 hr |
| 200% | N/A | 1 sec |

Safety Agency Approvals

| SAFETY AGENCY | SAFETY AGENCY CERTIFICATE NUMBER | VOLTAGE RATING (V) | AMPERE RANGE / VOLT @ I.R. ABILITY* |
|--|--|---------------------|---|
|  | E20624 | 100mA - 7A /350V AC | 100mA - 7A / 350V AC@ 100A 140V DC@ 150A |
|  | LR39772 | | 100mA - 7A / 350V AC@ 100A |
|  | JET1037-31003-1010 JET1037-31003-1011 | | 1A - 5A / 125V AC @ 500A |
| | JET1037-31003-1007 | | >5A - 15A / 125V AC@ 300A |

* I.R. = INTERRUPTING RATING = SHORT CIRCUIT RATING (AMPS)

Specifications subject to change without notice



Bel Fuse Inc.
206 Van Vorst Street
Jersey City, NJ 07302 USA

+1 201.432.0463
techhelp@belf.com
belfuse.com

Type 2JQ / 3JQ

Quick Acting Fuse Series

HF (Pb) 2JQ/3JQ Series, 5x15mm Glass Tube Quick Acting Fuse RoHS 6 Compliant

Environmental Specifications

| | |
|---------------------------|--|
| Shock Resistance | MIL-STD-202G, Method 213B, Test Condition 1 (100 G's peak for 6 milliseconds; Sawtooth waveform) |
| Vibration Resistance | MIL-STD-202G, Method 201A(10-55 Hz, 0.06 inch, total excursion). |
| Salt Spray Resistance | MIL-STD-202G, Method 101E, Test Condition B(48 hrs). |
| Insulation Resistance | MIL-STD-202G, Method 302, Test Condition A (After Opening) 10, 000 ohms minimum. |
| Solderability | MIL-STD-202G, Method 208H |
| Resistance to solder Heat | MIL-STD-202G, Method 210F, Test Condition B.(260+/-5 °C,10+/-1 sec) |
| Thermal Shock | MIL-STD-202G, Method 107G, Test Condition B (-65 °C to +125 °C). |
| Operating Temperature | -55 °C to +125 °C |
| Terminal Strength | IEC-68-2-21 |

Electrical Specifications

| Catalog Number | Ampere Rating | Typical Cold Resistance (ohm) | Volt-drop @100% In (Volt) max. | Voltage and Interrupting Ratings | Melting I ² T <10 mSec (A ² Sec) | Melting I ² T @10 In (A ² Sec) | Maximum Power Dissipation (W) | Agency Approvals | | |
|----------------|---------------|-------------------------------|--------------------------------|---|--|--|-------------------------------|------------------|-----|------|
| | | | | | | | | UL US | CSA | PS E |
| JQ 100-R | 100mA | 4.80 | 2.10 | See Table of Safety Approvals on Page 1 for Voltage and associated Interrupting Ratings | 0.0010 | 0.0010 | 0.029 | Y | Y | |
| JQ 125-R | 125mA | 4.29 | 2.05 | | 0.0019 | 0.0020 | 0.035 | Y | Y | |
| JQ 150-R | 150mA | 3.35 | 1.90 | | 0.004 | 0.004 | 0.041 | Y | Y | |
| JQ 200-R | 200mA | 2.01 | 1.70 | | 0.007 | 0.008 | 0.048 | Y | Y | |
| JQ 250-R | 250mA | 1.54 | 1.62 | | 0.014 | 0.015 | 0.057 | Y | Y | |
| JQ 300-R | 300mA | 1.18 | 1.55 | | 0.026 | 0.029 | 0.067 | Y | Y | |
| JQ 350-R | 350mA | 0.98 | 1.50 | | 0.036 | 0.040 | 0.072 | Y | Y | |
| JQ 400-R | 400mA | 0.46 | 0.60 | | 0.05 | 0.06 | 0.079 | Y | Y | |
| JQ 500-R | 500mA | 0.33 | 0.55 | | 0.10 | 0.11 | 0.092 | Y | Y | |
| JQ 600-R | 600mA | 0.26 | 0.48 | | 0.14 | 0.16 | 0.10 | Y | Y | |
| JQ 750-R | 750mA | 0.188 | 0.45 | | 0.26 | 0.30 | 0.12 | Y | Y | |
| JQ 800-R | 800mA | 0.170 | 0.40 | | 0.27 | 0.40 | 0.17 | Y | Y | |
| JQ 1-R | 1A | 0.112 | 0.40 | | 0.62 | 0.65 | 0.21 | Y | Y | Y |
| JQ 1.25-R | 1.25A | 0.068 | 0.17 | | 0.80 | 0.82 | 0.26 | Y | Y | Y |
| JQ 1.5-R | 1.5A | 0.056 | 0.16 | | 1.4 | 1.4 | 0.32 | Y | Y | Y |
| JQ 1.6-R | 1.6A | 0.054 | 0.16 | | 1.8 | 1.9 | 0.35 | Y | Y | Y |
| JQ 2-R | 2A | 0.041 | 0.16 | | 2.3 | 2.5 | 0.39 | Y | Y | Y |
| JQ 2.5-R | 2.5A | 0.033 | 0.15 | | 4.0 | 4.3 | 0.48 | Y | Y | Y |
| JQ 3-R | 3A | 0.027 | 0.15 | | 4.6 | 5.6 | 0.59 | Y | Y | Y |
| JQ 3.5-R | 3.5A | 0.022 | 0.14 | | 9 | 10 | 0.66 | Y | Y | Y |
| JQ 4-R | 4A | 0.019 | 0.14 | | 12 | 13 | 0.73 | Y | Y | Y |
| JQ 5-R | 5A | 0.015 | 0.13 | | 20 | 23 | 0.9 | Y | Y | Y |
| JQ 6-R | 6A | 0.012 | 0.13 | | 35 | 40 | 1.1 | Y | Y | Y |
| JQ 7-R | 7A | 0.010 | 0.12 | | 46 | 53 | 1.2 | Y | Y | Y |

Consult manufacturer for other ratings

Specifications subject to change without notice



Bel Fuse Inc.
206 Van Vorst Street
Jersey City, NJ 07302 USA

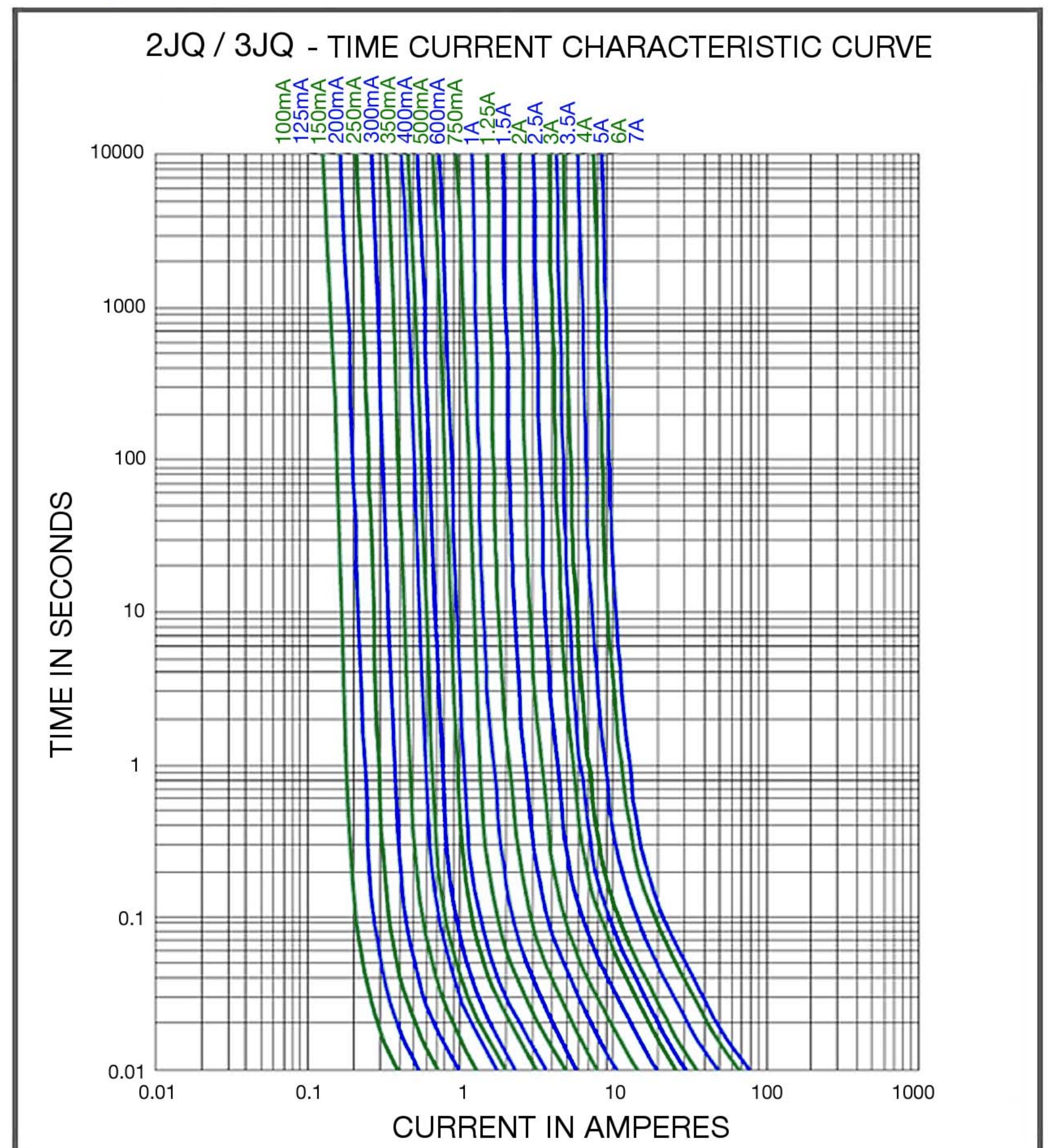
+1 201.432.0463
techhelp@belf.com
belfuse.com

Type 2JQ / 3JQ

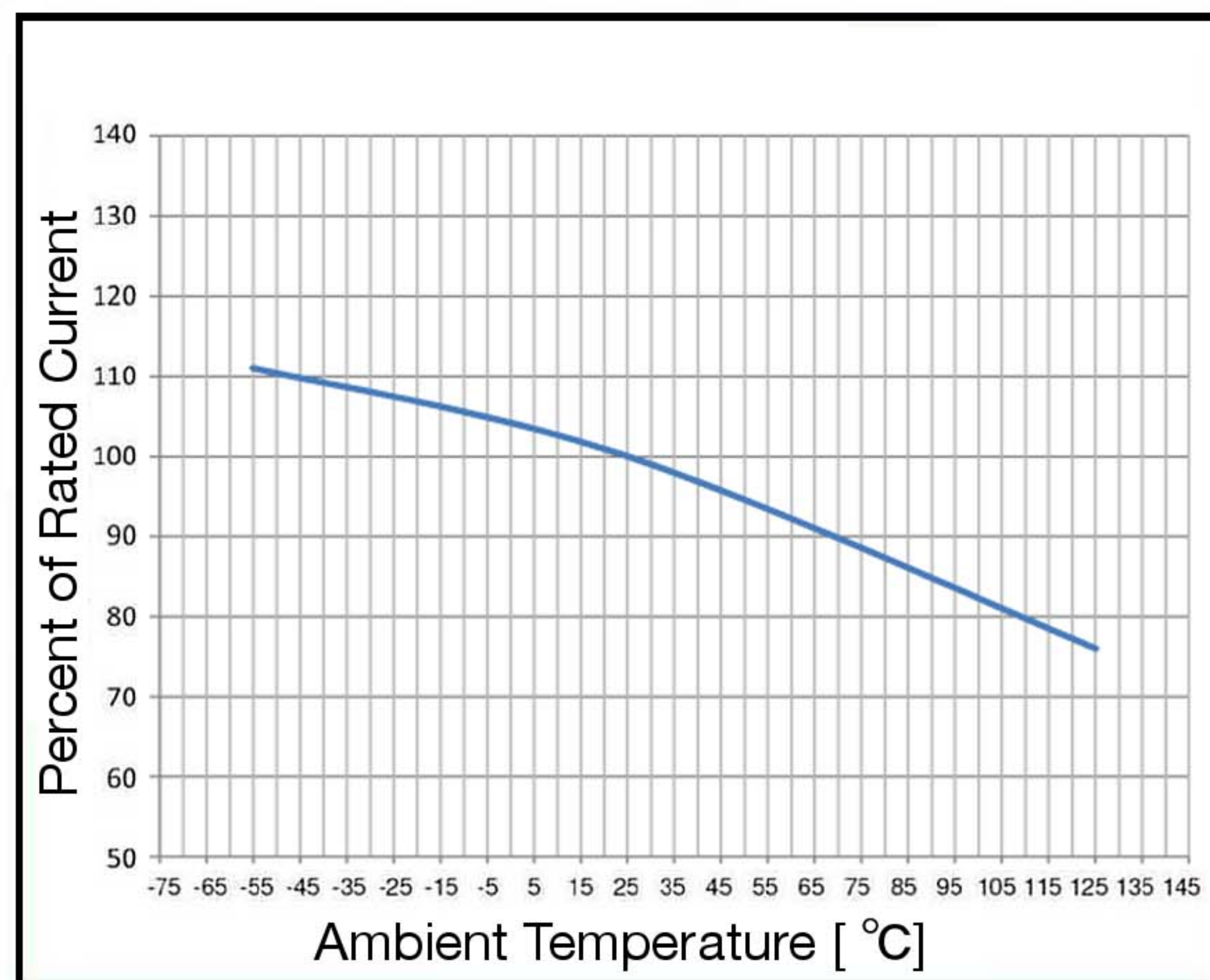
Quick Acting Fuse Series

HF (Pb) 2JQ/3JQ Series, 5x15mm Glass Tube Quick Acting Fuse RoHS 6 Compliant

Average Time Current Curve

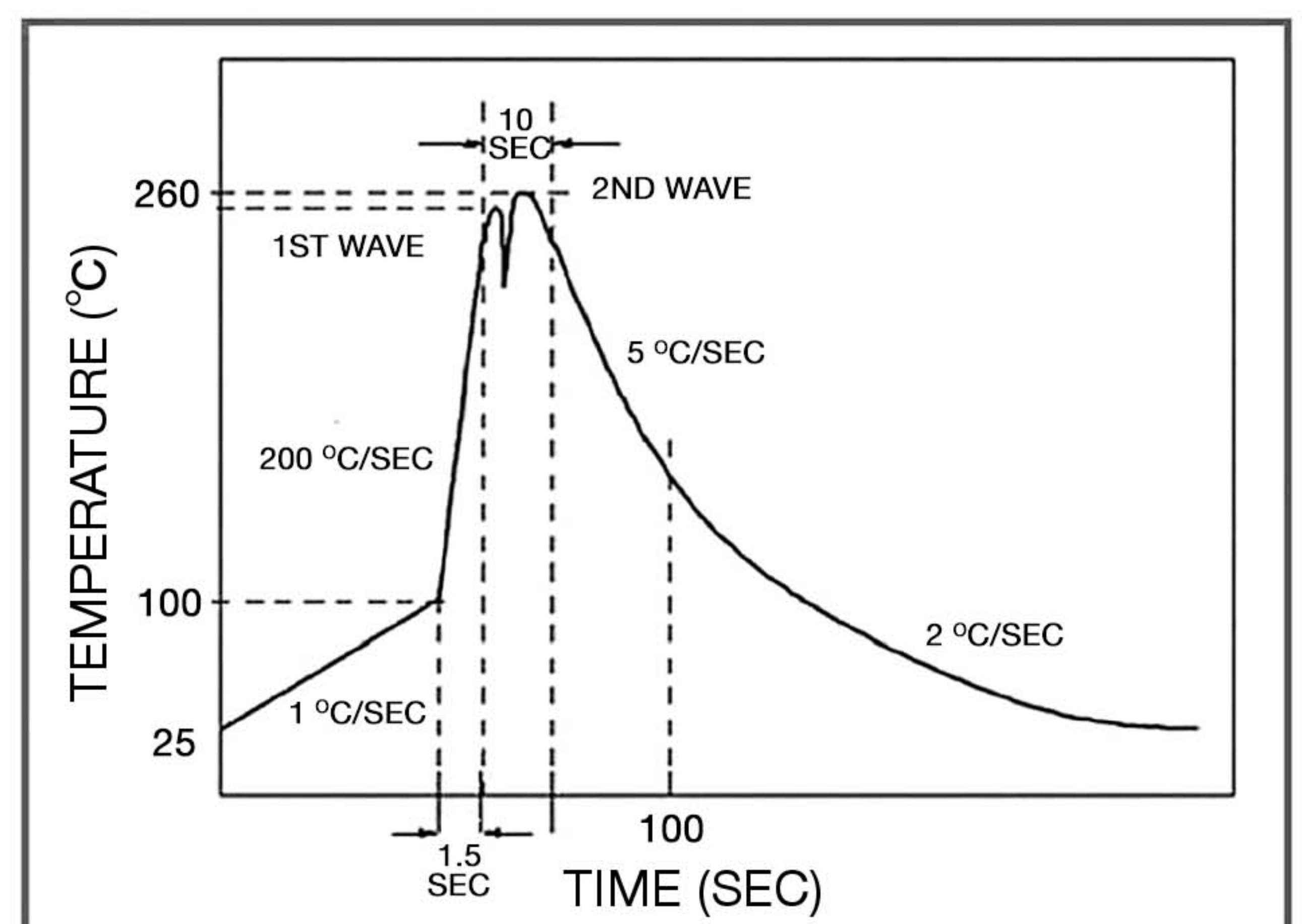


Temperature Derating Curve



Soldering Parameters

| Lead-free Wave Soldering Profile | |
|--|--|
| Wave Soldering Parameter | |
| Average ramp-up rate | 200 °C / second |
| Heating rate during preheat | typical 1 - 2 °C / second Max 4 °C / second |
| Final preheat temperature | within 125 °C of soldering temperature |
| Peak temperature Tp | 260 °C |
| Time within +0 °C / -5 °C of actual peak temperature | 10 seconds |
| Ramp-down rate | 5 °C / second max. |



Specifications subject to change without notice



Bel Fuse Inc.
206 Van Vorst Street
Jersey City, NJ 07302 USA

+1 201.432.0463
techhelp@belf.com
belfuse.com

Type 2JQ / 3JQ

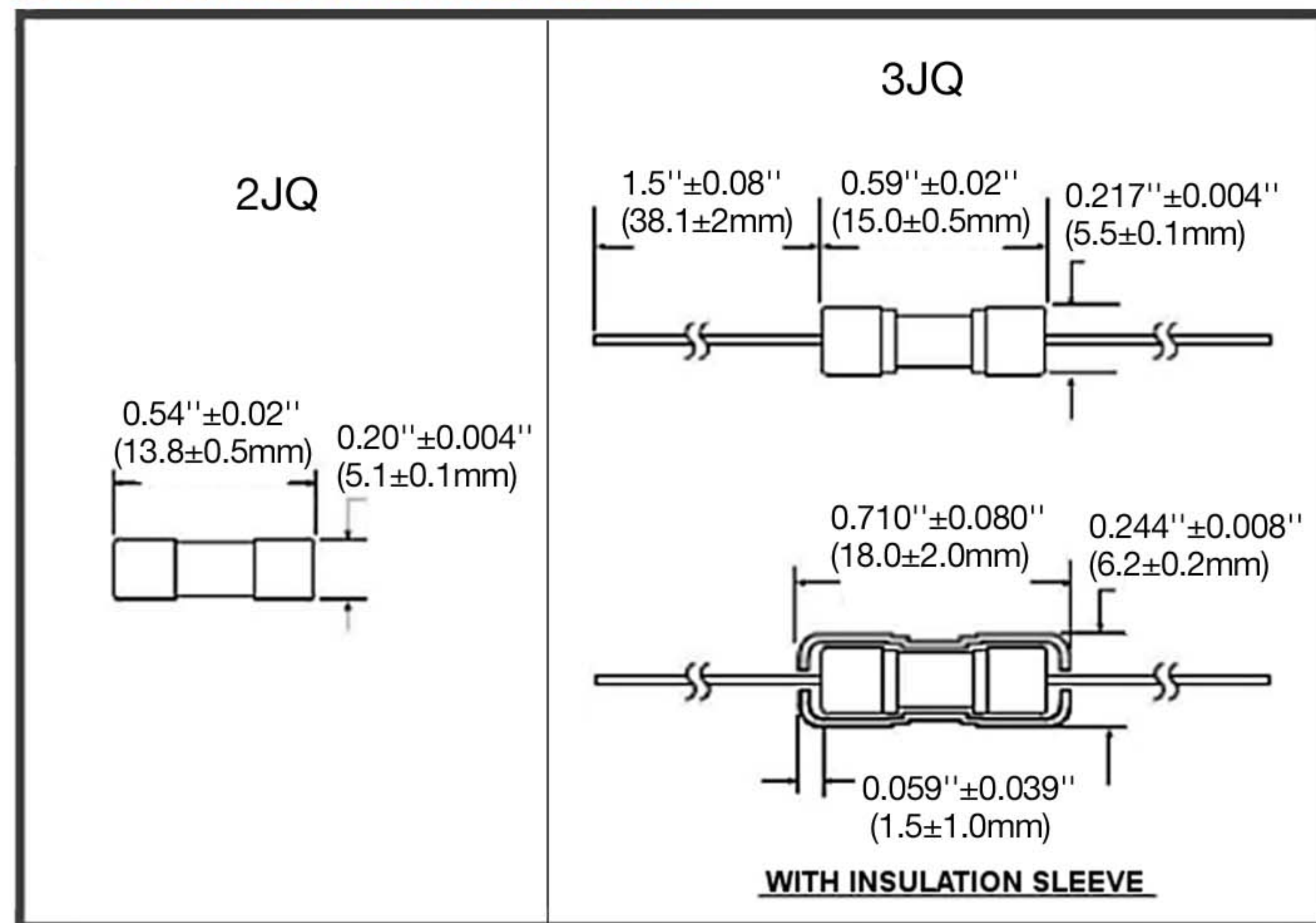
Quick Acting Fuse Series

HF  2JQ/3JQ Series, 5x15mm Glass Tube Quick Acting Fuse RoHS 6 Compliant

Fuse FGNO Explanation 06XX X [XXXX] X XX, [XXXX]=Ampere Rating

| Fraction | Decimal | Milliamps | Bel FGNO[XXXX] | Fraction | Decimal | Amps | Bel FGNO[XXXX] |
|----------|---------|-----------|----------------|----------|---------|------|----------------|
| 1/32 | 0.032 | 32 | 0032 | | 1.0 | 1 | 1000 |
| 1/25 | .040 | 40 | 0040 | 1-1/4 | 1.25 | 1.25 | 1250 |
| 1/20 | .050 | 50 | 0050 | 1-1/2 | 1.50 | 1.5 | 1500 |
| 1/16 | .063 | 63 | 0063 | | 1.60 | 1.6 | 1600 |
| 8/100 | .080 | 80 | 0080 | | 2.0 | 2 | 2000 |
| 1/10 | .100 | 100 | 0100 | 2-1/4 | 2.25 | 2.25 | 2250 |
| 1/8 | .125 | 125 | 0125 | 2-1/2 | 2.5 | 2.5 | 2500 |
| 15/100 | .150 | 150 | 0150 | | 3.0 | 3 | 3000 |
| | .160 | 160 | 0160 | | 3.15 | 3.15 | 3150 |
| 2/10 | .200 | 200 | 0200 | 3-1/2 | 3.5 | 3.5 | 3500 |
| 1/4 | .250 | 250 | 0250 | | 4.0 | 4 | 4000 |
| 3/10 | .300 | 300 | 0300 | | 5.0 | 5 | 5000 |
| | .315 | 315 | 0315 | | 6.0 | 6 | 6000 |
| 3/8 | .375 | 375 | 0375 | | 6.3 | 6.3 | 6300 |
| 4/10 | .400 | 400 | 0400 | | 7.0 | 7 | 7000 |
| 1/2 | .500 | 500 | 0500 | 7-1/2 | 7.5 | 7.5 | 7500 |
| 6/10 | .600 | 600 | 0600 | | 8.0 | 8 | 8000 |
| | .630 | 630 | 0630 | | | 10 | 9100 |
| 7/10 | .700 | 700 | 0700 | | | 12 | 9120 |
| 3/4 | .750 | 750 | 0750 | | | 15 | 9150 |
| 8/10 | .800 | 800 | 0800 | | | 20 | 9200 |
| | | | | | | 25 | 9250 |
| | | | | | | 30 | 9300 |

Mechanical Dimensions



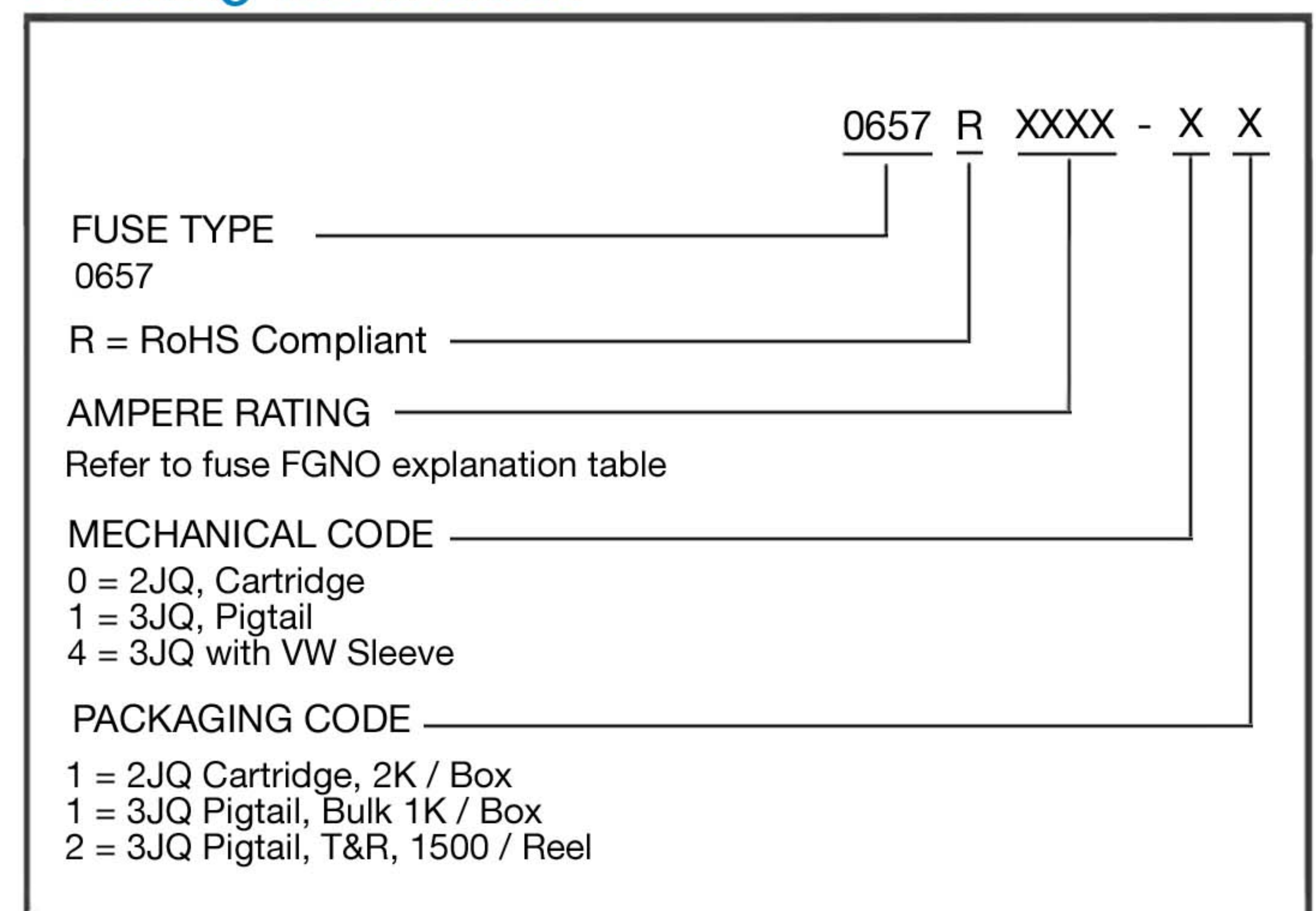
*Diameter lead 0.032" for all ratings

Packaging

| Packaging Option | Packaging Specification | Quantity | Packaging Code | Inside Tape Spacing |
|--|-------------------------|----------|----------------|---------------------|
| Bulk(bag) | N/A | 2000 | 01 | N/A |
| Bulk (Pigtail Type) | N/A | 1000 | 11 | N/A |
| Bulk (Pigtail Type) with Insulation Sleeve | N/A | 1000 | 41 | N/A |
| Tape & Reel, 10mm Pitch | EIA-296-F | 1500 | 12 | 53 |
| Tape & Reel with Insulation Sleeve, 10mm Pitch | EIA-296-F | 1500 | 42 | 53 |

Specifications subject to change without notice

Ordering Information



Bel Fuse Inc.
206 Van Vorst Street
Jersey City, NJ 07302 USA

+1 201.432.0463
techhelp@belf.com
belfuse.com