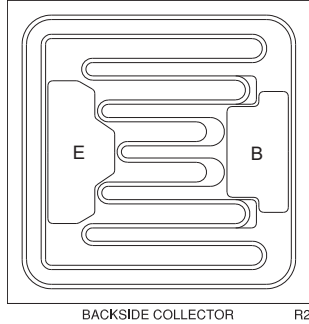


The CP305-2N3019 is a silicon NPN transistor designed for high current, general purpose applications.



**MECHANICAL SPECIFICATIONS:**

Die Size	31 x 31 MILS
Die Thickness	9.0 MILS
Base Bonding Pad Size	5.9 x 11.8 MILS
Emitter Bonding Pad Size	6.5 x 13.8 MILS
Top Side Metalization	Al – 30,000Å
Back Side Metalization	Au – 18,000Å
Scribe Alley Width	1.96 MILS
Wafer Diameter	4 INCHES
Gross Die Per Wafer	11,212

**MAXIMUM RATINGS:** ( $T_A=25^\circ\text{C}$ )

	SYMBOL		UNITS
Collector-Base Voltage	$V_{CBO}$	140	V
Collector-Emitter Voltage	$V_{CEO}$	80	V
Emitter-Base Voltage	$V_{EBO}$	7.0	V
Continuous Collector Current	$I_C$	1.0	A
Operating and Storage Junction Temperature	$T_J, T_{stg}$	-65 to +150	$^\circ\text{C}$

**ELECTRICAL CHARACTERISTICS:** ( $T_A=25^\circ\text{C}$ )

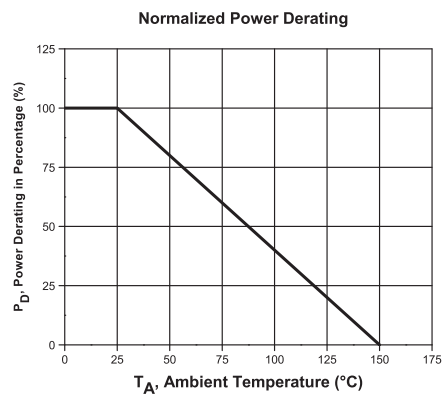
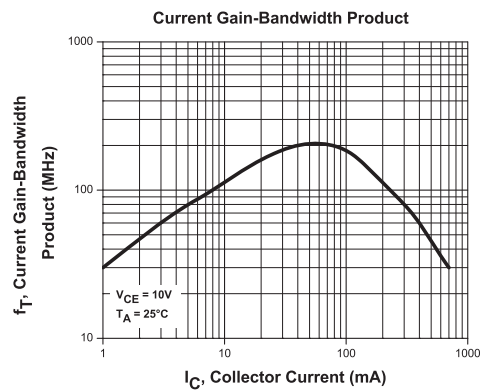
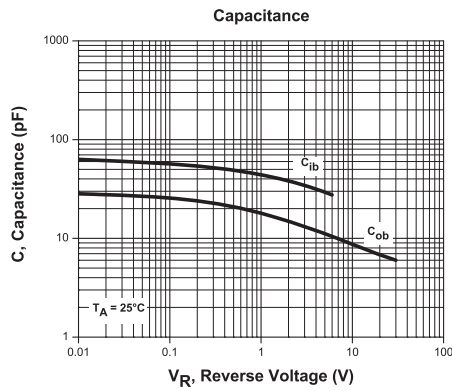
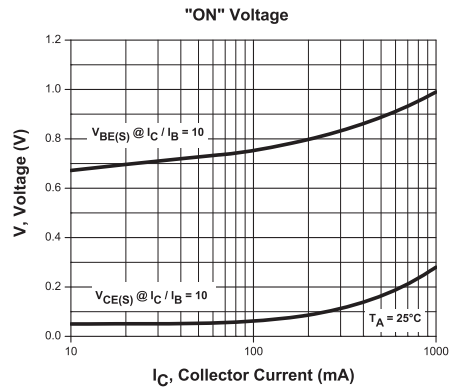
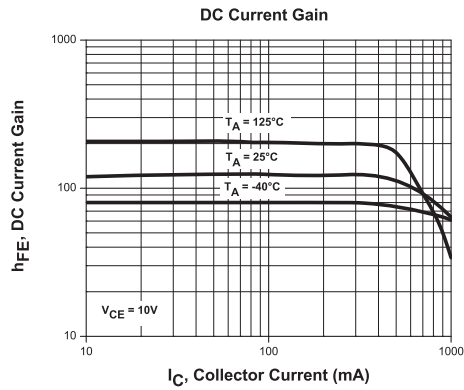
SYMBOL	TEST CONDITIONS	MIN	MAX	UNITS
$I_{CBO}$	$V_{CB}=90\text{V}$		10	nA
$I_{EBO}$	$V_{EB}=5.0\text{V}$		10	nA
$BV_{CBO}$	$I_C=100\mu\text{A}$	140		V
$BV_{CEO}$	$I_C=30\text{mA}$	80		V
$BV_{EBO}$	$I_E=100\mu\text{A}$	7.0		V
$V_{CE(SAT)}$	$I_C=150\text{mA}, I_B=15\text{mA}$		0.2	V
$V_{CE(SAT)}$	$I_C=500\text{mA}, I_B=50\text{mA}$		0.5	V
$V_{BE(SAT)}$	$I_C=150\text{mA}, I_B=15\text{mA}$		1.1	V
$h_{FE}$	$V_{CE}=10\text{V}, I_C=100\mu\text{A}$	50		
$h_{FE}$	$V_{CE}=10\text{V}, I_C=10\text{mA}$	90		
$h_{FE}$	$V_{CE}=10\text{V}, I_C=150\text{mA}$	100	300	
$h_{FE}$	$V_{CE}=10\text{V}, I_C=500\text{mA}$	50		
$h_{FE}$	$V_{CE}=10\text{V}, I_C=1.0\text{A}$	15		
$f_T$	$V_{CE}=10\text{V}, I_C=50\text{mA}, f=20\text{MHz}$	100		MHz
$C_{ob}$	$V_{CB}=10\text{V}, I_E=0, f=1.0\text{MHz}$		12	pF
$C_{ib}$	$V_{EB}=0.5\text{V}, I_C=0, f=1.0\text{MHz}$		60	pF

**PACKING OPTIONS:**

- CP305-2N3019-CT: Singulated die in waffle pack; 400 die per tray.
- CP305-2N3019-WN: Full wafer, unsawn, 100% tested with reject die inked.
- CP305-2N3019-WR: Full wafer, sawn and mounted on plastic ring, 100% tested with reject die inked.

# CP305-2N3019

## Typical Electrical Characteristics



## OUTSTANDING SUPPORT AND SUPERIOR SERVICES



---

### PRODUCT SUPPORT

Central's operations team provides the highest level of support to insure product is delivered on-time.

- Supply management (Customer portals)
- Inventory bonding
- Consolidated shipping options
- Custom bar coding for shipments
- Custom product packing

---

### DESIGNER SUPPORT/SERVICES

Central's applications engineering team is ready to discuss your design challenges. Just ask.

- Free quick ship samples (2<sup>nd</sup> day air)
- Online technical data and parametric search
- SPICE models
- Custom electrical curves
- Environmental regulation compliance
- Customer specific screening
- Up-screening capabilities
- Special wafer diffusions
- PbSn plating options
- Package details
- Application notes
- Application and design sample kits
- Custom product and package development

---

### CONTACT US

#### Corporate Headquarters & Customer Support Team

Central Semiconductor Corp.  
145 Adams Avenue  
Hauppauge, NY 11788 USA  
Main Tel: (631) 435-1110  
Main Fax: (631) 435-1824  
Support Team Fax: (631) 435-3388  
[www.centalsemi.com](http://www.centalsemi.com)

**Worldwide Field Representatives:**  
[www.centalsemi.com/wwreps](http://www.centalsemi.com/wwreps)

**Worldwide Distributors:**  
[www.centalsemi.com/wwdistributors](http://www.centalsemi.com/wwdistributors)

---

For the latest version of Central Semiconductor's **LIMITATIONS AND DAMAGES DISCLAIMER**, which is part of Central's Standard Terms and Conditions of sale, visit: [www.centalsemi.com/terms](http://www.centalsemi.com/terms)