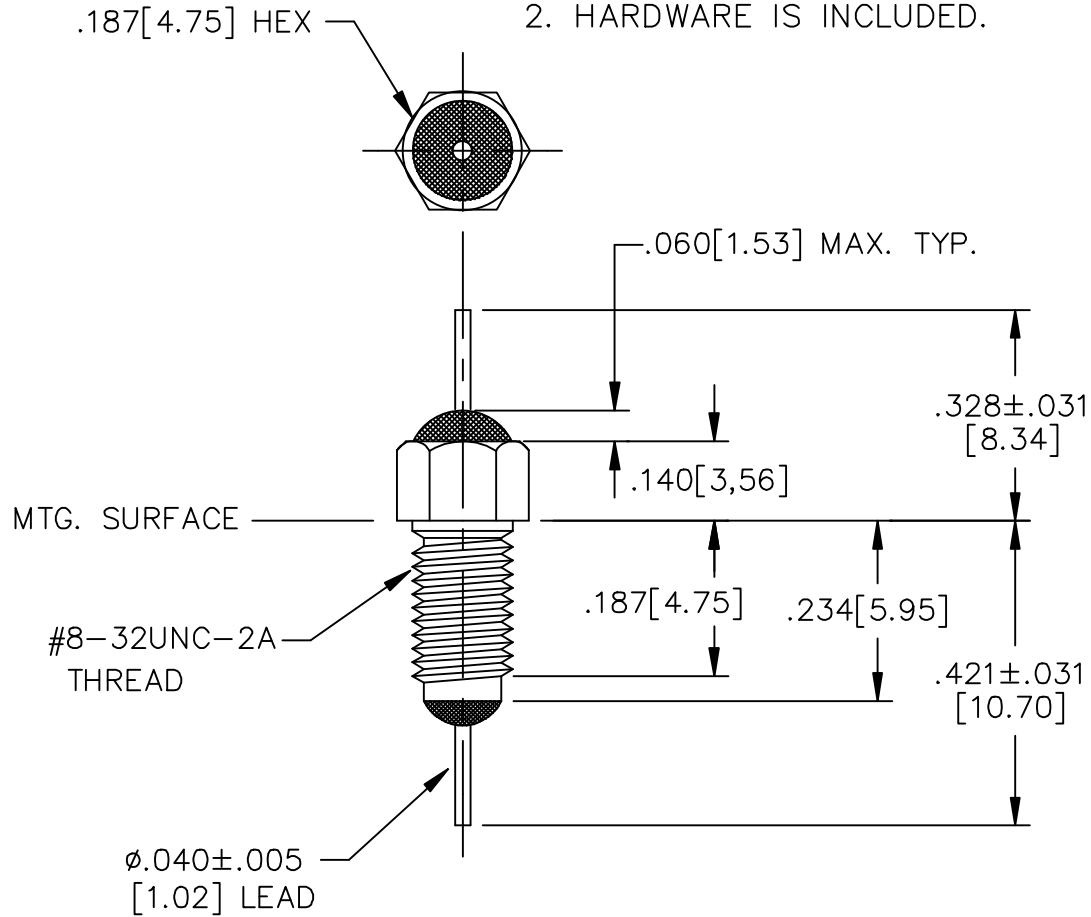


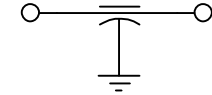
NOTES:

1. SUGGESTED MOUNTING HOLE = ϕ .170
2. HARDWARE IS INCLUDED.



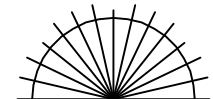
LEAD FINISH: SILVER	
BUSHING FINISH: SILVER	
CAPACITANCE	.05 μ F MIN.
TEMP. RANGE	-55°C TO 125°C
CURRENT	10 AMP MAX.
WORKING VOLTAGE	125°C 100 VDC MAX.
D.C. RESISTANCE	.005ohms MAX.
MIN. I.L. PER MIL-STD-220 AT 25°C NO LOAD	
FREQ. MHz	I.L. (db)
1 MHz	15
100 MHz	45 \diamond 24
1 GHz	60

SCHEMATIC



MARKING:

PART: S 503P
 BAG: 54-785-005
 DATE CODE
 QTY./BAG (200 MAX.)

	CN 202456 24	REV. NO.	TOLERANCES UNLESS OTHERWISE SPECIFIED	 SPECTRUM CONTROL INC.	ERIE, FAIRVIEW PENNSYLVANIA
	CN 186784 23	CHANGE NOTICE	Fractions $\pm 1/64$		Dwn. KAUFFMAN
	CN 184935 22	REDRAWN	Dec. .xx \pm	Ckd. 7/9/01	
			Dec. .xxx \pm .010	Apvd.	
			Angles $\pm 0^\circ 30'$	Scale NONE	54-785-005
			CODE IDENT. NO. QLSP2		